



PORTFOLIO SIZE

Current Portfolio

Certificate of Deposits (CD)	1,250,000.00
Money Market Accounts	53,273,787.01
Treasuries & Agencies	0.00
\$	54,523,787.01

CURRENT HAPPENINGS

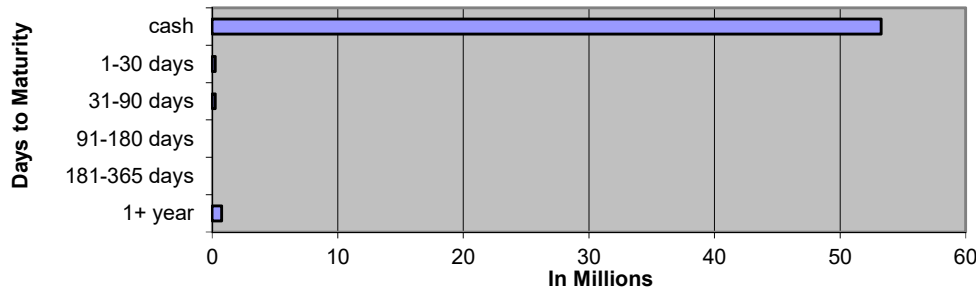
2021 Revenue Year to Date*

All Delinquent Taxes	4,553,086
Dog Licenses	22,666
Passports	11,059

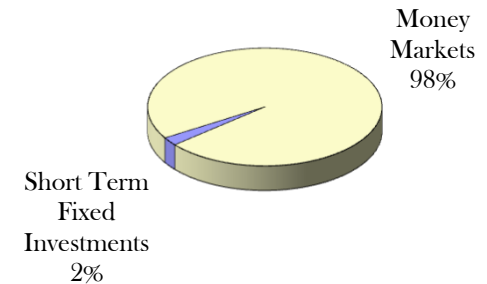
*General Ledger Information/Cash basis

DIVERSIFICATION

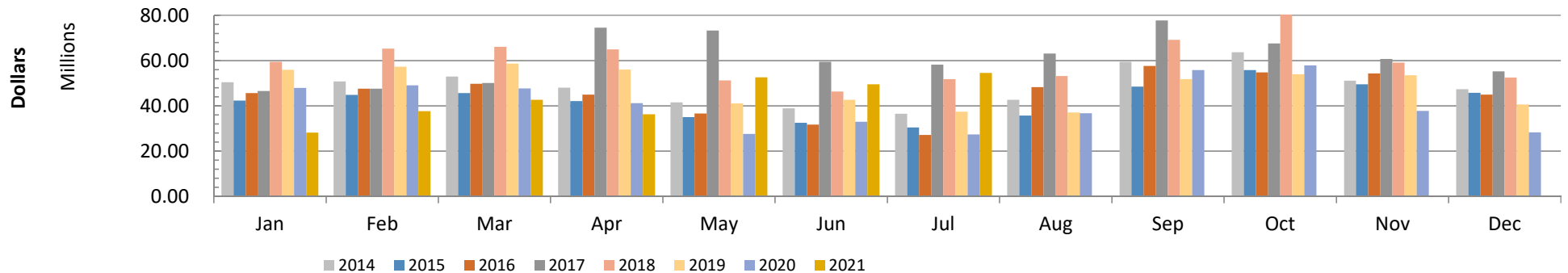
Diversification by Maturity Date



Diversification by Investment Type



Historical Comparison by Month



JULY 2021 General Account Investments

CUSIP	Issuer	Par Value	Rate	Maturity Date
Certificates of Deposit				
38644ABM0	Grand River Bank	\$ 250,000.00	3.000%	8/2/2021
21923LAF0	Cornerstone	\$ 250,000.00	2.600%	9/2/2021
24000332	Ann Arbor State Bank	\$ 500,000.00	2.750%	4/20/2023
59452WAE8	Michigan Legacy	\$ 250,000.00	3.450%	11/9/2023
	Subtotal	\$ 1,250,000.00		
Cash/Money Markets				
	Comerica Bank	\$ 24,835,461.49		
	Michigan CLASS	\$ 28,438,325.52		
	Subtotal	\$ 53,273,787.01		
Treasuries / U.S. Agencies				
		\$ -		
	Subtotal	\$ -		
	Total	\$ 54,523,787.01		

July 2021 Monthly Pooled Interest

Account Name	Org. Key	Object Code	No. Days	Beginning Balance	Ending Balance	Average Balance	Average Interest	Monthly Interest	GL Entry CR
Public Improvement	245000	000020	31	2,270,777.27	2,228,292.36	2,249,534.82	0.011%	\$21.02	245100-664000
Jail Millage	280000	000020	31	1,342,777.60	1,138,312.45	1,240,545.03	0.011%	\$11.59	280100-664000
DOA Millage	281000	000020	31	1,875,914.23	1,825,960.25	1,850,937.24	0.011%	\$17.29	281100-664000
Medical Care MOE	297100	000020	31	1,135,602.40	1,093,534.12	1,114,568.26	0.011%	\$10.41	297100-664000
Delinquent Real	616000	000020	31	12,000,210.59	12,075,687.61	12,037,949.10	0.011%	\$112.46	616100-664000
Delinquent Personal	618000	000020	31	197,507.26	179,697.41	188,602.34	0.011%	\$1.76	618100-664000
Worker's Comp	677000	000020	31	341,428.43	364,761.00	353,094.72	0.011%	\$3.30	677100-664000
Escheats	702000	000020	31	92,816.78	92,817.95	92,817.37	0.011%	\$0.87	702000-268010
				19,257,034.56	18,999,063.15			178.70	
Road Commission	201000	000020	31	251,291.92	1,341,460.59	796,376.26	0.011%	\$7.44	201100-664000
American Rescue Funds	211000	000020	31	15,394,426.41	15,394,552.94	15,394,489.68	0.011%	\$143.82	211253-664000
ROD Automation Fund	256000	000020	31	588,729.56	600,733.13	594,731.35	0.011%	\$5.56	256100-664000
Public Defender	260000	000020	31	1,685,382.34	1,518,176.45	1,601,779.40	0.011%	\$14.96	260230-664010
Joint Narcotics Forfeiture	267000	000020	31	187,571.52	182,907.25	185,239.39	0.011%	\$1.73	267100-664000
Lifeways MH Millage	282000	000020	31	90,005.03	91,866.47	90,935.75	0.011%	\$0.85	282100-664000
Animal Shelter	283000	000020	31	802,557.19	723,428.52	762,992.86	0.011%	\$7.13	283100-664000
Parks Millage	284000	000020	31	1,388,938.85	1,206,758.06	1,297,848.46	0.011%	\$12.13	284100-664000
Lake Columbia	365185	000020	31	5,836.81	5,836.86	5,836.84	0.011%	\$0.05	365185-664000
Southern Regional Intercept.	365916	000020	31	158,572.57	-208,101.47	-24,764.45	0.011%	\$0.00	365916-664000
Parma Village LDFA	365920	000020	31	4,620.79	151,433.33	78,027.06	0.011%	\$0.73	365920-664000
Grass Lake Section 2002B	365924	000020	31	3,977.98	5,478.01	4,728.00	0.011%	\$0.04	365924-664000
Round/Farwell	365925	000020	31	11,433.65	11,433.74	11,433.70	0.011%	\$0.11	365925-664000
Vineyard Lake	365250	000020	31	2,753.64	2,753.66	2,753.65	0.011%	\$0.03	365250-664000
Rives Sanitary Sewer	365926	000020	31	498.34	498.34	498.34	0.011%	\$0.00	365926-664000
Lifeways 2015B series	365917	000020	31	15,732.66	15,732.79	15,732.73	0.011%	\$0.15	365917-664000
Airport Runway	365906	000020	31	1,342.46	1,342.47	1,342.47	0.011%	\$0.01	365906-664000
Road Dept Road Projects	365933	000020	31	233.03	233.03	233.03	0.011%	\$0.00	365933-664000
Sheriff Radio	365934	000020	31	1,693.57	1,693.58	1,693.58	0.011%	\$0.02	365934-664000
Building Authority Debt MCF	369472	000020	31	2,095.09	2,095.11	2,095.10	0.011%	\$0.02	369472-664000
Road Dept Road Projects	404276	000020	31	0.01	0.01	0.01	0.011%	\$0.00	404276-664000
JCDOT 2019 MTF Bond	407000	000020	31	13,889.79	13,889.90	13,889.85	0.011%	\$0.13	407276-664000
Fair	561000	000020	31	-250,483.14	408,677.92	79,097.39	0.011%	\$0.74	561100-664000
Preston Endowment	718000	000020	31	106,677.13	106,678.01	106,677.57	0.011%	\$1.00	\$1.00
Preston RESTRICTED	718001	000020	31			0.00	0.011%	\$0.00	718100-664000
Drain	801000	000020	31	1,129,530.84	1,112,734.04	1,121,132.44	0.011%	\$10.47	801100-664000
Drain	802000	000020	31	107,149.23	105,077.22	106,113.23	0.011%	\$0.99	802100-664000
Lake Level	841000	000020	31	42,456.92	42,417.77	42,437.35	0.011%	\$0.40	841100-664000
Lake Level	842000	000020	31	3,789.90	3,789.93	3,789.92	0.011%	\$0.04	842100-664000
Spring Arbor Water	851911	000020	31	3,504.40	3,504.43	3,504.42	0.011%	\$0.03	851911-664000
Southern Regional Intercept.	851916	000020	31	1,421.61	1,421.62	1,421.62	0.011%	\$0.01	851916-664000
Parma Village Wastewater	851922	000020	31	0.03	0.03	0.03	0.011%	\$0.00	851922-664000
Round/Farwell	851925	000020	31	142.20	142.20	142.20	0.011%	\$0.00	851925-664000
Vineyard Lake	851250	000020	31	427.21	427.21	427.21	0.011%	\$0.00	851250-664000
Rives Sanitary Sewer	851926	000020	31	65.61	65.61	65.61	0.011%	\$0.00	851926-664000
Total Paid				21,756,265.15	22,849,138.76			\$208.59	
				\$ 41,013,299.71	\$ 41,848,201.91	\$ 41,430,750.81			
								\$387.29	Total Int Paid

JULY 2021 Monthly Pooled Unallocated Interest

Account Name	FUND	Beginning Balance	Ending Balance
Parks	208	356,646.78	401,329.48
Friend of Court	215	-203,171.04	-104,438.40
Golf Courses	218	194,937.83	258,135.78
Health department	221	2,853,836.06	3,166,200.66
Runway Project	246	0.00	0.00
Falling Waters	247	-5,737.26	-43,676.22
Sparks Park	248	-183,087.53	-180,587.53
Budget Stabilization	257	0.00	0.00
Concealed Pistol Licensing	263	198,558.00	201,229.42
PA Drug Enforcement	264	87,062.41	87,062.41
Sheriff Drug Enforcement	265	0.00	0.00
Omnibus Firefeiture	266	981.18	981.18
Law Library	269	-477.59	6,022.41
CDB Grant	278	9,677.33	9,677.33
Justice Training	285	43,601.68	38,512.19
FIA	290	0.00	0.00
Medical care facility	291	5,460,014.64	5,283,836.87
Child Care	292	933,741.38	1,061,474.65
Vetran's Trust	294	0.00	0.00
Airport	295	89,156.63	93,982.13
Equipment Fund	402	189,459.15	173,138.92
Sheriff Equipment	466	0.00	0.00
Building Authority Construction	469	0.02	0.02
Delinquent Tax Administration	617	15,910.50	36,873.88
Land bank	620	233,715.10	232,287.60
Landscape Planning	649	23,661.79	23,661.79
DOA Endowment	717	85,656.08	86,025.21
Library Fines	721	61,175.00	53,375.00
Retirement	731	767,819.34	1,284,235.12
Circuit Court Trust	762	104,230.99	95,852.75
		11,317,368.47	12,265,192.65

**August
2021**

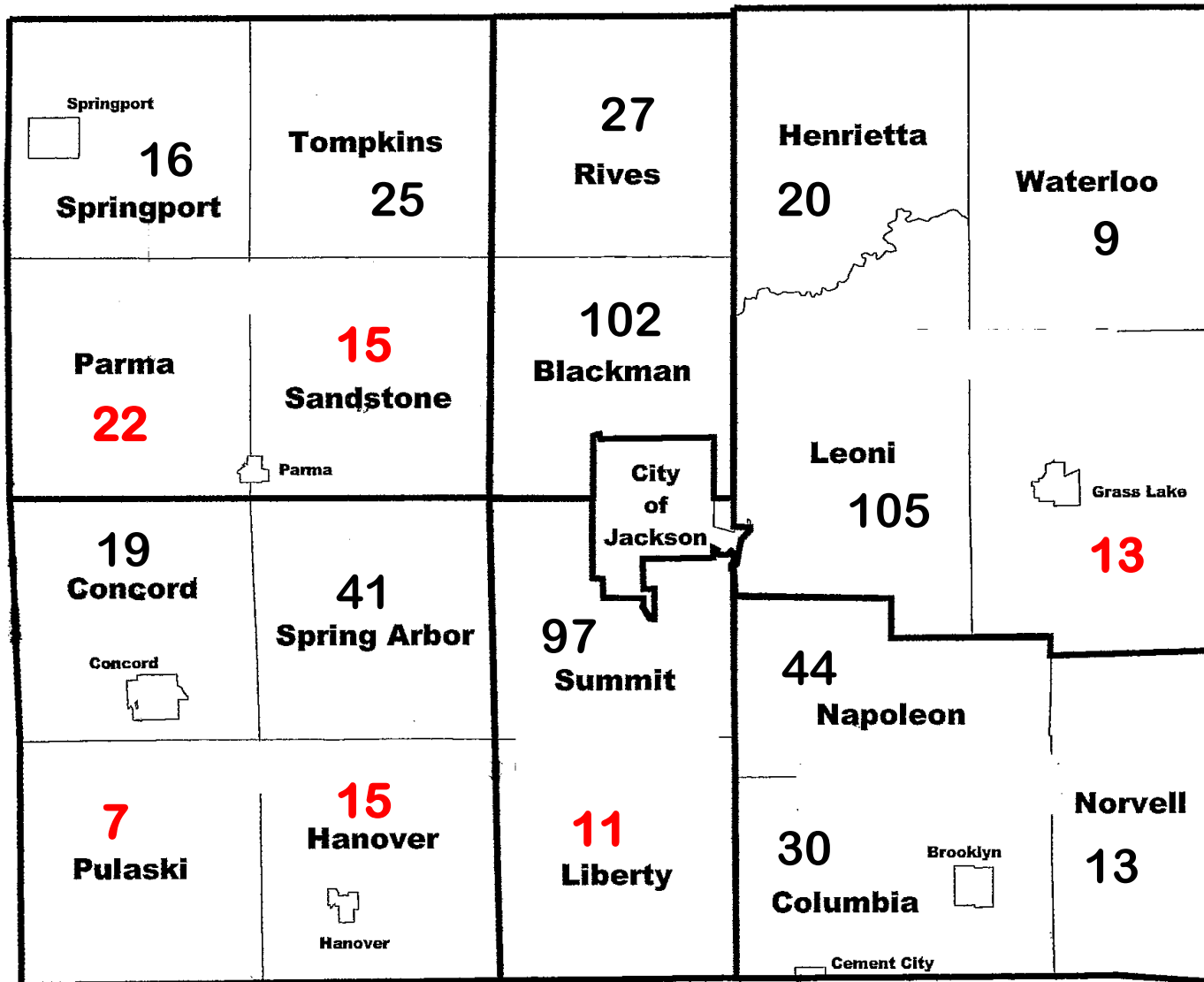
**2021 Forfeitures
Beginning 2,092**

1,160 - 55%

August 2020 - 1351

	CITY	
1-	32	
2-	41	
3-	63	
4-	95	
5-	124	
6-	70	
7-	42	
8-	62	
Total	529	

03-01-20 2,161
03-01-19 2,174



Jan -
365
Guthrie -
450
Melissa -
345

